

Source: AACOM, Annual Osteopathic Medical School Questionnaire, 2022-23 academic year, FY21 (July 1, 2020-June 30, 2021)

Fiscal Year 2021 Osteopathic Medical College Revenues and Expenditures (in \$millions)¹

COM	Current Fund Revenues						Expenditures				Excess of Revenues Over Expenditures and Transfers
	Tuition and Fees ²	Government Appropriations ³	Grants and Contracts ⁴	Medical Practice Plans	Other ⁵	Total Revenues	Instruction, Teaching and Training	Program Support	Other ⁶	Total Expenditures and Transfers	
All Private COMs	\$1,558.60	\$20.11	\$45.45	\$26.39	\$275.16	\$1,925.71	\$546.68	\$800.70	\$375.85	\$1,723.24	\$202.47
ACOM	38.19	0.00	0.71	0.00	0.19	39.09	30.52	9.63	9.48	49.62	-10.53
ARCOM	29.08	0.00	0.84	0.00	10.12	40.04	12.74	17.21	6.40	36.35	3.69
ATSU-KCOM	40.03	0.00	2.31	0.00	14.35	56.69	10.89	17.74	8.33	36.96	19.73
ATSU-SOMA	31.95	0.00	0.93	0.00	8.97	41.85	16.96	12.63	1.97	31.56	10.29
AZCOM	73.11	0.00	1.03	2.54	13.97	90.65	24.69	17.46	12.74	54.89	35.76
Burrell COM	35.61	0.00	0.26	0.00	0.38	36.26	7.47	20.93	3.43	31.82	4.43
CCOM	60.90	0.00	1.12	0.75	9.42	72.18	13.77	13.46	13.74	40.96	31.22
CHSU-COM±	11.37	0.00	0.03	0.00	6.11	17.51	10.52	5.48	14.28	30.27	-12.76
CUSOM	37.07	0.00	0.88	0.70	0.50	39.15	13.68	4.21	8.12	26.01	13.14
DCOM at LMU-Knoxville ^{o*}	61.59	0.00	0.00	0.00	0.00	61.59	17.92	4.42	2.49	24.83	36.76
DMU-COM	46.83	0.00	1.92	2.30	4.44	55.49	9.93	18.67	14.20	42.80	12.69
ICOM	26.18	0.00	0.05	0.00	0.32	26.54	12.13	6.09	8.63	26.85	-0.30
KCU-COM	90.15	0.00	0.85	0.00	52.89	143.89	16.11	45.33	12.39	73.83	70.06
KHSC-KansasCOM±	0.00	0.00	0.00	0.00	0.13	0.13	1.04	2.36	0.15	3.55	-3.43
LECOM	42.79	5.55	11.12	0.00	41.12	100.58	10.80	27.07	8.95	46.82	53.76
LECOM Bradenton	32.32	5.00	0.00	0.00	40.87	78.19	5.93	7.83	3.25	17.01	61.18
LECOM Elmira*	5.16	0.00	3.00	0.00	0.35	8.51	1.81	2.39	0.77	4.97	3.55
LECOM Seton Hill*	15.18	0.00	0.00	0.00	0.01	15.18	2.32	3.06	1.04	6.43	8.76
LMU-DCOM	61.59	0.00	0.00	0.00	0.00	61.59	17.92	4.42	2.49	24.83	36.76
LUCOM	28.80	0.00	0.20	0.00	0.69	29.68	18.05	2.68	0.80	21.54	8.15
MU-COM	33.46	0.00	0.00	0.00	0.00	33.46	9.30	6.10	1.66	17.07	16.40
NoordaCOM±	0.04	0.00	0.00	0.00	0.11	0.15	0.00	0.00	15.76	15.76	-15.61
NSU-KPCOM	91.65	0.00	5.83	3.61	1.57	102.66	23.71	34.34	44.61	102.66	0.00
NYITCOM	106.63	0.23	1.85	3.41	2.72	114.84	26.66	55.13	24.26	106.04	8.80
PCOM	76.59	0.00	0.00	3.95	32.01	112.55	41.79	44.10	23.69	109.58	2.97
PCOM Georgia	51.26	0.00	0.00	0.01	1.01	52.29	21.62	12.36	6.46	40.44	11.85
PCOM South Georgia	6.63	0.00	0.00	0.00	0.48	7.11	9.92	0.31	2.55	12.78	-5.67
PNWU-COM	32.63	0.00	1.04	0.00	12.27	45.94	11.72	13.82	5.16	30.71	15.23
RVUCOM ⁷	0.00	0.00	0.00	0.00	0.00	0.00	0.00	0.00	0.00	0.00	0.00
TouroCOM-Harlem	34.55	0.18	0.00	0.00	0.05	34.78	9.96	0.83	10.95	21.74	13.03
TouroCOM-Middletown*	34.64	0.23	0.00	0.00	0.03	34.90	13.22	0.72	7.86	21.80	13.10
TUCOM-CA ⁸	33.70	0.00	1.11	0.75	0.31	35.88	9.52	16.87	7.31	33.69	2.18
TUNCOM	44.18	0.00	0.71	0.92	3.09	48.91	9.74	292.04	47.49	349.26	-300.35
UIWSOM	37.62	8.92	0.00	0.00	1.06	47.61	11.42	11.26	7.22	29.90	17.71
UNE COM	40.95	0.00	2.65	1.40	1.53	46.54	21.39	5.42	6.58	33.38	13.16
UP-KYCOM ⁹	26.69	0.00	0.00	0.00	0.23	26.92	6.31	2.20	0.23	8.74	18.19
VCOM-Auburn	28.21	0.00	0.80	0.00	0.07	29.08	12.18	6.06	4.40	22.64	6.44
VCOM-Carolinas	29.41	0.00	1.05	0.00	-0.04	30.42	12.52	6.81	4.36	23.69	6.73
VCOM-Louisiana±	7.14	0.00	0.08	0.00	0.00	7.22	7.15	6.41	2.32	15.88	-8.66
VCOM-Virginia	34.54	0.00	1.50	2.57	10.93	49.54	15.56	12.84	7.20	35.60	13.93
WCUCOM ¹⁰	23.30	0.00	1.26	0.00	0.17	24.72	11.04	2.35	1.09	14.48	10.24
Western U/COMP	78.46	0.00	2.32	3.47	2.73	86.98	24.70	32.09	13.54	70.33	16.65

Source: AACOM, Annual Osteopathic Medical School Questionnaire, 2022-23 academic year, FY21 (July 1, 2020-June 30, 2021)

Fiscal Year 2021 Osteopathic Medical College Revenues and Expenditures (in \$millions) ¹											
COM	Current Fund Revenues						Expenditures				Excess of Revenues Over Expenditures and Transfers
	Tuition and Fees ²	Government Appropriations ³	Grants and Contracts ⁴	Medical Practice Plans	Other ⁵	Total Revenues	Instruction, Teaching and Training	Program Support	Other ⁶	Total Expenditures and Transfers	
All Public COMs	\$201.54	\$225.21	\$89.34	\$106.31	\$394.91	\$1,017.31	\$210.78	\$262.30	\$462.17	\$935.25	\$82.06
MSUCOM	21.70	0.00	10.70	30.31	81.29	144.00	11.76	56.98	47.00	115.74	28.26
OSU-COM	19.06	16.53	0.00	20.94	172.22	228.75	52.52	28.00	134.87	215.40	13.35
OU-HCOM	49.30	22.43	14.52	0.00	5.44	91.68	21.88	16.86	52.45	91.19	0.49
Rowan-Virtua SOM	38.97	52.88	19.66	32.02	28.91	172.44	26.86	63.46	74.67	164.99	7.45
SHSU-COM	4.10	0.00	1.23	0.00	2.23	7.55	8.37	3.59	4.44	16.40	-8.84
UNTHSC/TCOM	30.79	123.65	40.40	13.79	95.38	304.00	71.57	76.02	127.18	274.78	29.21
WVSOM	37.63	9.73	2.84	9.25	9.46	68.90	17.81	17.40	21.56	56.76	12.14
Total	\$1,760.14	\$245.32	\$134.79	\$132.69	\$670.07	\$2,943.01	\$757.46	\$1,063.01	\$838.02	\$2,658.49	\$284.53

Notes:

¹Total revenues and expenditures include recorded, not recorded, unrestricted and restricted values.

²Includes tuition and fees from DO program and other programs.

³Includes federal, state and local government appropriations.

⁴Includes federal, state, local and private grants and contracts.

⁵Other = Parent University Appropriations+ Indirect Cost Recoveries + Gifts + Endowment Income + GME Revenues from Intern/Resident Programs Controlled by COM + Other Revenues.

⁶Other = Research + Service + Scholarships and Fellowships + House Staff + Operation and Maintenance of Plant + Other Functions + Fund Transfers.

⁷Data for RVUCOM and its additional teaching site RVUCOM Southern Utah are unavailable at this time; therefore, neither are included in the COM nor additional teaching site counts.

⁸Revenue for "Other" is from the MSMHS program. In prior years, this program was included with the DO program, but has now been separated from the DO program in alignment with COCA budget reporting requirements.

⁹Application fees are included in "Other".

¹⁰Increased clinical education with class size increase.

Figures may not sum due to rounding.

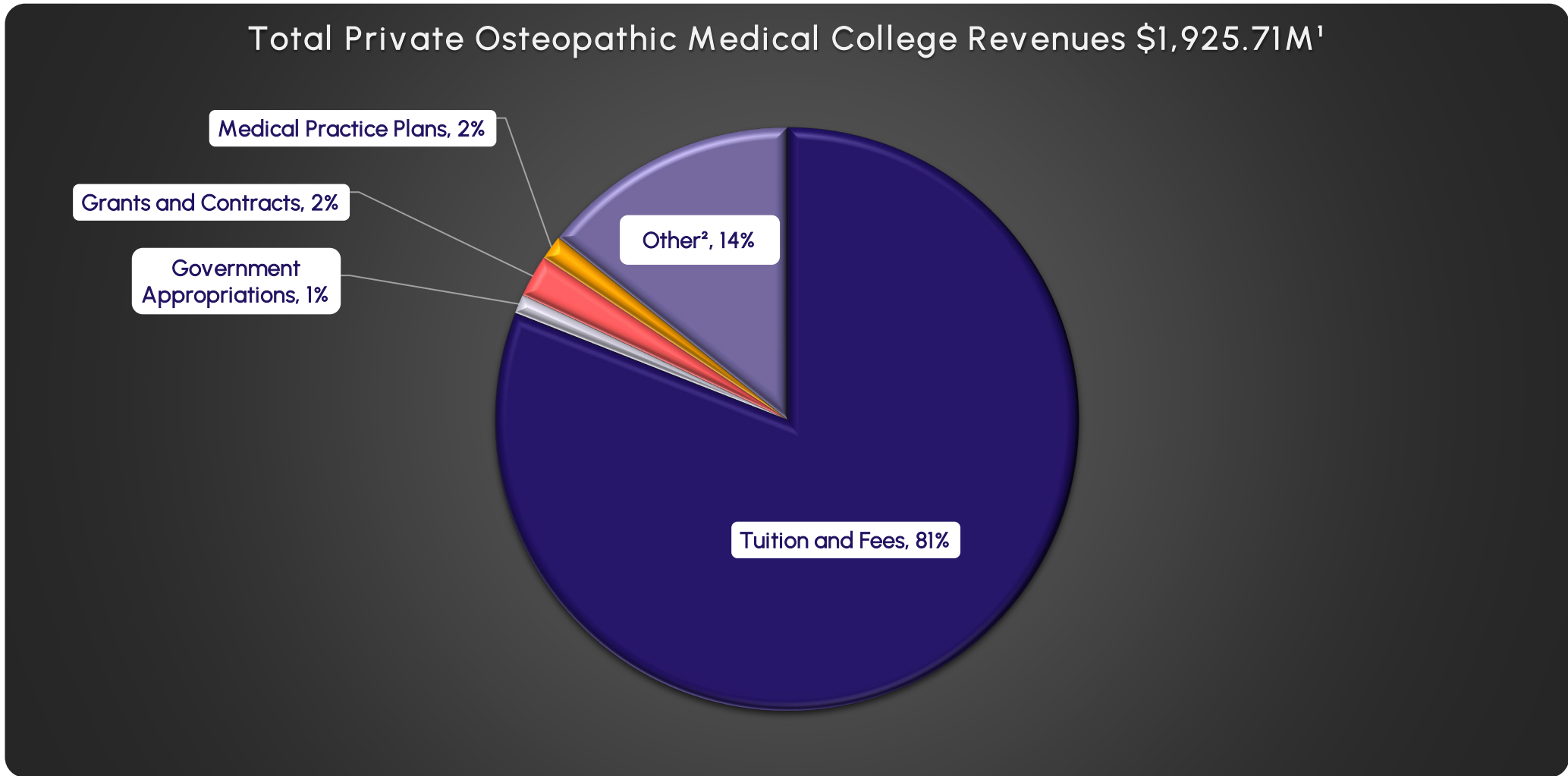
±CHSU-COM, KHSC-KansasCOM, NoordaCOM and VCOM-Louisiana are new colleges of osteopathic medicine with less than 4 classes enrolled, accounting for low revenues and expenditures.

oDCOM at LMU-Knoxville shares the same budget with its parent campus, LMU-DCOM; therefore revenues and expenditures visible in table are not included in total counts to avoid double counting.

*DCOM at LMU-Knoxville, LECOM Elmira, LECOM Seton Hill and TouroCOM-Middletown are additional teaching sites that have been reported with their parent campuses prior to the 2022-23 Annual Osteopathic Medical School Questionnaire. These additional teaching sites have been separated for reporting purposes solely.

FY2021 Comparison of Private and Public Osteopathic Medical College Revenues

Source: AACOM, Annual Osteopathic Medical School Questionnaire, 2022-23 academic year, FY21 (July 1, 2020-June 30, 2021)



¹Data reported for 48 COMs, including 6 branch campuses and 14 additional teaching sites.

²Other = Parent University Appropriations, Indirect Cost Recoveries, Gifts, Endowment Income, GME Revenues and Other Revenues.

Includes recorded and not recorded revenues for 41 private and 7 public COMs.

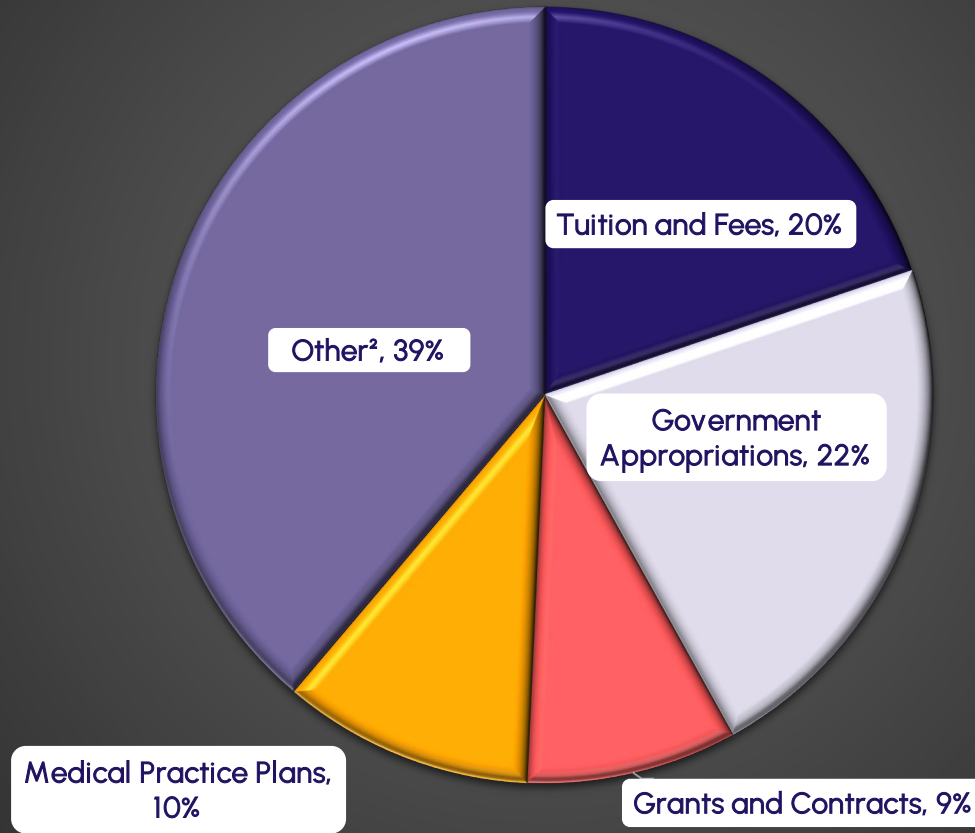
Data for RVUCOM and its additional teaching site RVUCOM Southern Utah are unavailable at this time; therefore, neither are included in the COM nor additional teaching site counts.

DCOM at LMU-Knoxville shares the same budget with its parent campus, LMU-DCOM; therefore, revenues and expenditures visible in table are not included in total counts to avoid double counting.

FY2021 Comparison of Private and Public Osteopathic Medical College Revenues

Source: AACOM, Annual Osteopathic Medical School Questionnaire, 2022-23 academic year, FY21 (July 1, 2020-June 30, 2021)

Total Public Osteopathic Medical College Revenues \$1,017.31M¹



¹Data reported for 48 COMs, including 6 branch campuses and 14 additional teaching sites.

²Other = Parent University Appropriations, Indirect Cost Recoveries, Gifts, Endowment Income, GME Revenues and Other Revenues.

Includes recorded and not recorded revenues for 41 private and 7 public COMs.

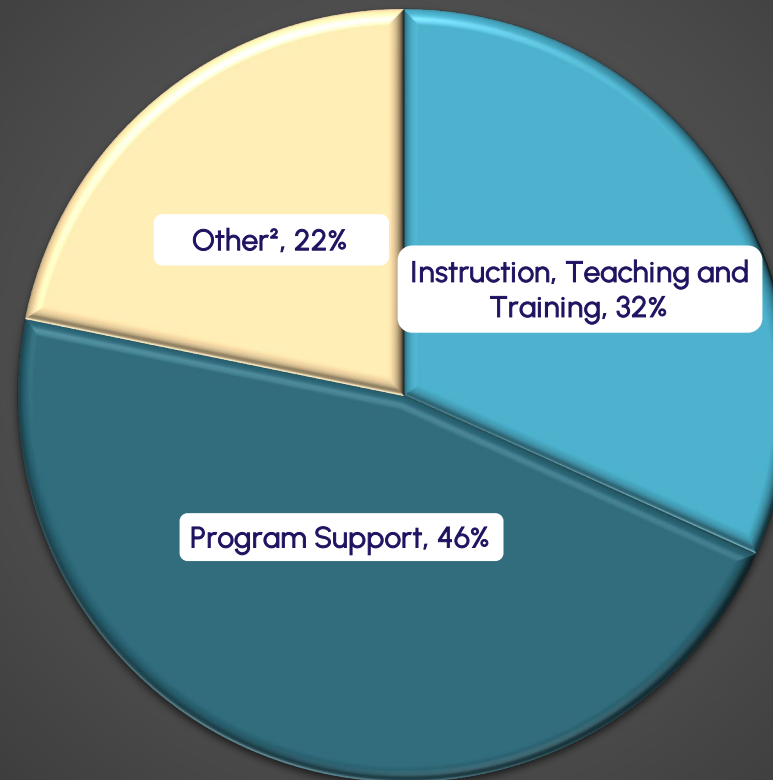
Data for RVUCOM and its additional teaching site RVUCOM Southern Utah are unavailable at this time; therefore, neither are included in the COM nor additional teaching site counts.

DCOM at LMU-Knoxville shares the same budget with its parent campus, LMU-DCOM; therefore, revenues and expenditures visible in table are not included in total counts to avoid double counting.

FY2021 Comparison of Private and Public Osteopathic Medical College Expenditures

Source: AACOM, Annual Osteopathic Medical School Questionnaire, 2022-23 academic year, FY21 (July 1, 2020-June 30, 2021)

Total Private Osteopathic Medical College Expenditures \$1,723.24M¹



¹Data reported for 48 COMs, including 6 branch campuses and 14 additional teaching sites.

²Other = All Other, Research, Service, Scholarships and Fellowships, House Staff, Operation and Maintenance of Plant, Other Functions and Fund Transfers.

Includes recorded, not recorded, restricted and unrestricted expenditures for 41 private and 7 public COMs.

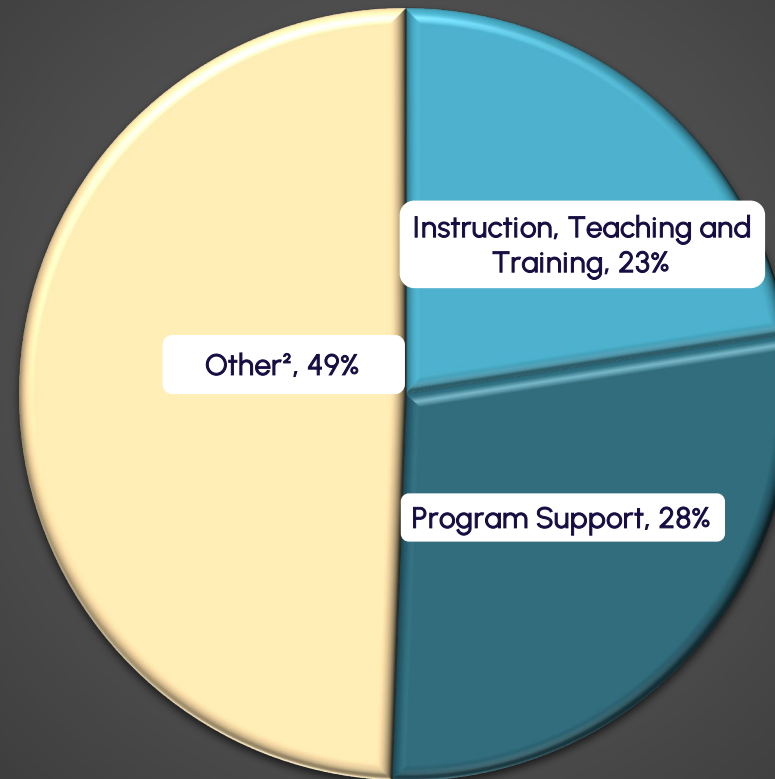
Data for RVUCOM and its additional teaching site RVUCOM Southern Utah are unavailable at this time; therefore, neither are included in the COM nor additional teaching site counts.

DCOM at LMU-Knoxville shares the same budget with its parent campus, LMU-DCOM; therefore, revenues and expenditures visible in table are not included in total counts to avoid double counting.

FY2021 Comparison of Private and Public Osteopathic Medical College Expenditures

Source: AACOM, Annual Osteopathic Medical School Questionnaire, 2022-23 academic year, FY21 (July 1, 2020-June 30, 2021)

Total Public Osteopathic Medical College Expenditures \$935.25M¹



¹Data reported for 48 COMs, including 6 branch campuses and 14 additional teaching sites.

²Other = All Other, Research, Service, Scholarships and Fellowships, House Staff, Operation and Maintenance of Plant, Other Functions and Fund Transfers.

Includes recorded, not recorded, restricted and unrestricted expenditures for 41 private and 7 public COMs.

Data for RVUCOM and its additional teaching site RVUCOM Southern Utah are unavailable at this time; therefore, neither are included in the COM nor additional teaching site counts.

DCOM at LMU-Knoxville shares the same budget with its parent campus, LMU-DCOM; therefore, revenues and expenditures visible in table are not included in total counts to avoid double counting.